



Swakopmund Lighthouse



Newsletter of
the Municipality
of Swakopmund

July 2007

OFFICE BEARERS - 2007

On Wednesday 9 May 2007, at a Special Council Meeting in terms of Section 11 (2)(c) of the LA Act 23 of 1992, as amended, the following Councillors were elected to Office for the Municipality of Swakopmund:




Mayor and Chairperson of Council:
Cllr. Rosina //Hoabes



Deputy Mayor and Vice-Chairperson of Council:
Cllr. Germina Shitaleni

MEMBERS OF THE MANAGEMENT COMMITTEE



Chairperson
Cllr. Paul Rooi



Deputy Chairperson
Cllr. Johannes Ngolombe




Cllr.
Trofimus Shikongo




Cllr.
Priscilla Kavita

OTHER MEMBERS OF COUNCIL



Cllr. Peter Steinkopff



Cllr. Elifas //Khoaseb



Cllr. Sophia Motinga



Cllr. A //Gaseb

MASS DISTANCE CHARGES

WHERE AND HOW TO REGISTER FOR MDC?

All owners/operators of *heavy vehicles* registered in Namibia, with a *V/DT Rating above 3500kg*, must register by completing the prescribed MDC Registration Form, obtainable from the Road Fund Administration (RFA) or any Registering Authority (NaTIS).

On this form the owner/operator, gives an indication of the distance that the vehicle intends to travel in the year.

THE RFA WILL : in accordance with the distance indicated on the form, determine the first date of liability for payment of MDC for a specific vehicle and the intervals at which that operator must pay.

The RFA will also verify that all vehicles, in respect of which the applicant is registered are listed on the form.

Once the RFA is satisfied that the information is correct the owner/operator will be issued with a log-book for every heavy vehicle as indicated on the form. Every log-book will have a specific serial number that will be registered with the RFA.

WHO IS RESPONSIBLE FOR THE LOGBOOKS ?

Owners/operators of heavy vehicles must ensure that the driver's of a specific heavy vehicle keeps the current logbook issued to that vehicle up to date and in the vehicle.

When the vehicle is in use, the driver must record the distance traveled in kilometers in the log-book.

WHERE AND HOW DO I PAY MY MDC CHARGES ?

Owners/operators are required to complete their assessments for the period under review on the prescribed Assessment Form. MDC are to be paid directly into the RFA's bank account; through either cash/bank guaranteed cheques, deposits and/ or electronic transfers into the following account:

ACCOUNT NAME :
Road Fund Administration

BANK :
Bank Windhoek

ACCOUNT NUMBER :
8001281876

All assessments can be handed in directly to the RFA or any Registering Authority (NaTIS).

Assessments must be accompanied by original proof of payment (bank deposit slip/ electronic transfer confirmation of payment)

PLEASE NOTE :

Under no circumstances should cash be submitted with the Assessment form.

DOCUMENTS THAT MUST BE SUBMITTED WITH THE ASSESMENTS :

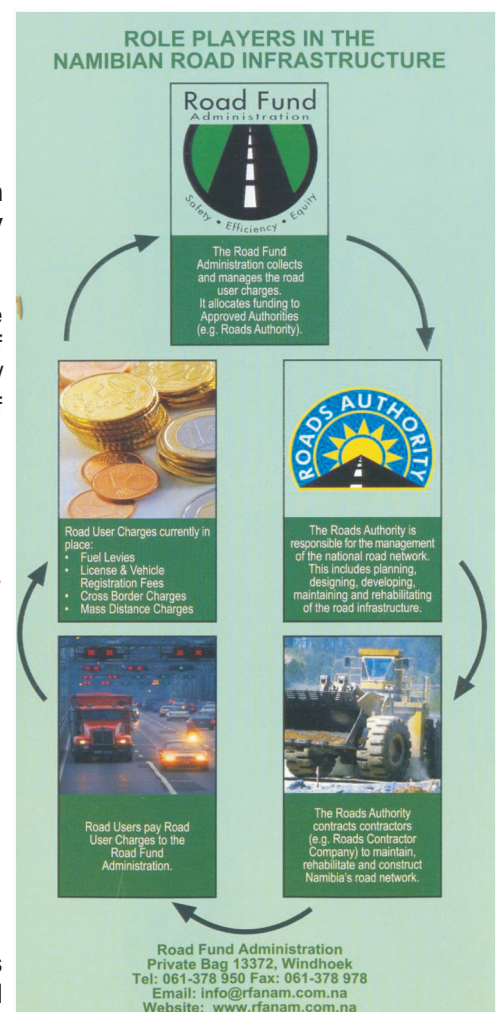
⇒ Prescribed Assessment Form.

⇒ Original log sheets (sheets marked RFA Copy) as supplied in the logbooks issued to each heavy vehicle.

⇒ Owners/operators currently making use of satellite tracking systems may include proof of distance traveled, that is verified and signed off by their respective service providers.

⇒ Original proof of payment (bank deposit slip / electronic transfer payment confirmation)

The RFA will process these documents and verify all information contained in it. Once all information has been verified as correct, the owner/operator will be issued with a Receipt.



IMPLEMENTATION OF PERSONALISED NUMBER PLATES

This system entails that the owner of a motor vehicle may apply to display a license number of his or her choice on his or her motor vehicle instead of the usual license number that is prescribed in the Regulations.

The administration of the personalized license number system forms part of the registration and licensing of motor vehicles.

GUIDELINES :

- A Maximum of seven (7) alphanumeric characters (letter and numbers) followed by the National Flag of the Republic of Namibia and the letters "NA" denoting Namibia.
- A colour scheme of blue letters on a white background.
- Use acrylic (plastic number plates) for personalized license numbers.
- No obscene, blasphemous or offensive personalized license numbers may be allowed (an appeal process).
- Personalized license numbers should be issued on a first come - first served basis.

IMPLEMENTATION DATE

As from 4 June 2007, the Roads Authority will offer Namibian motorists the opportunity to display the license number plate of their choice.


Applicants will be able to request three (3) personalized license numbers of their choice, but only one will be allocated.

APPLICATION PROCESS

In order to give an equal opportunity to everybody, applications will have to be made through the appropriate registering authorities

FEES

Allocation fee	N\$	1 800-00
Transfer of number	N\$	48-00
Annual renewal fee	N\$	240-00



Emergency Services

Section	Office hours	At All times
Fire Brigade	081 128 5613 or 4104299	081 128 5613
Electricity	081 128 5526 or 413600	081 128 5526
Water	081 128 4998 or 4104279	081 128 4998
Sewerage	081 128 4993 or 4104274	081 128 4993
Traffic	081 122 4679 or 4104301	081 122 4677/ 8/ 9

What you should know before building

As many of you may know building or renovation of any kind is not an quick and easy process.

To make life a little easier for you we have compiled the below mentioned guidelines for you.

- ⇒ Obtain a copy of the latest approved building plan(s)
- ⇒ Check the zoning (Which will indicate to you what your property may be used for),
- ⇒ Check the building lines (How far you are allowed to build from the boundary of the property),
- ⇒ Check the building bulk (How much of the property can be taken up by building) and finally, the height and parking issues.
- ⇒ All information can be obtained from the Building Inspectorate and the Town Planning Section at the Altes Amtsgericht Building situated on the corner of Tobias Hainyeko Street and Theo-Ben Gurirab Street.



- ⇒ If your plans are simple, find a reputable draftsman to draw them up, or commission an architect to conceptualise and plan your alterations or additions.
- ⇒ Once the plans are submitted, they enter a system at the Building Inspectorate, which are monitored by them for the approval process.
- ⇒ The Local Authority will approve building plans within 4 to 6 weeks provided that the plans are 100% in order and had not had to be sent back for corrections.
- ⇒ Any special request — such as

permission to build closer to your boundary — must be taken up with the Town Planning Section beforehand. The required procedures as prescribed by the Town Planning Scheme must first be followed and successfully completed in this regard before building plans will be approved.

- ⇒ Once your building plans are approved, building work can commence. The building plan is only valid for a period of one year.
- ⇒ During the building stage, the following inspections by the Building Inspectorate must take place:
 - **Foundation**
 - **Floor**
 - **Drainage**
 - **Roof**
 - **Fire Regulation**
 - **Final Completion**
 - **Inspection.**

- ⇒ It is the responsibility of the owner to request the abovementioned inspections well in advance.
- ⇒ If you project-manage the alterations yourself, do your research because a good building contractor will save you time and money.
- ⇒ Get several quotes and be sure to ask each builder to quote a formula so that you can compare properly.
- ⇒ Choose the most thorough and detailed quote because there are always hidden costs.
- ⇒ Check that the Plumber you use is registered with the Municipality of Swakopmund.



NEW STREET NAME FOR VOGELSTRAND

Residents along the nameless street in Vogelstrand were called upon to submit appropriate names for this street. As the street turns out of Sandpiper Road, 3 names for this street (all named after birds) were submitted, namely:

Goshawk, Drongo and or Kestrel Street, with Goshawk being the most popular.

A Goshawk is a small bird of prey and is common along the roads in arid areas.

At a Council Meeting held on 31 May 2007, the name Goshawk was approved for the street in Vogelstrand.

- ⇒ If you are acting as an owner-builder, pay the employees on a project- or progress-fee basis otherwise, they are likely to take longer to do the job.
- ⇒ Make allowances for ordering and receiving goods and ask your builder to give you ample time to make decisions on choosing tiles and sanitary ware, for example.
- ⇒ There is nothing worse than rushing those important/critical decisions and you will save money because there will be time to shop around.
- ⇒ Most importantly, if you do not know what you may or may not do, please ask.
- ⇒ The Building Inspectorate or Town Planning Section can be contacted for any related enquiries. It is safer to first ask and then do.

The Municipal Nursery



Pictured above the friendly staff that will gladly assist you!

Standing from l.t.r : Johan, Christoff & Fillemon
Sitting from l.t.r : Julia, Uschi, Albertina & Eddie

Absent : Wilma and Josef

Believe it or not but the Municipal Nursery is in existence for 49 years now and is one of only a few municipal nurseries still in existence in Namibia!

Centrally located on Daniel Kamho Avenue the Nursery is open to the public on weekdays from 09:00 to 12:00 & 14:00 to 16:00 and on Saturdays from 09:00 to 12:00.

The Nursery offers a wide variety of plants at prices that are market related. These plants are well suited for our unique coastal weather.

Donations from the public also make it possible to cultivate and produce new species. We also obtain the seeds of indigenous plant species from a company in Cape Town.

The following plants are very popular i.e. aloe species, pink dwarf daisies, geraniums and honeysuckles. Popular winter plants include the Zephyr Lilly, Lavender and Fuchsia's.

A variety of plants, garden manure and compost can also be obtained from the nursery ~ not to mention advice on plants for your coastal garden. For the bonsai cultivators we have "wild fig tree, "kei-appels", bougainvilleas and much more.

The Municipal Nursery is also the largest distributor of palm trees in Namibia and supplies palms to nurseries in Henties Bay, Walvis Bay and Windhoek.

Some of the palms that can be bought at the nursery include the Washingtonian, Phoenix and the Canaries Date (commonly known as the Swakop Palm). Also available is the European Fan Palm that reaches a height and width of up to 3 meters.

The public is kindly requested to contact Mr Johan Steyn ☎ 064 - 4104254 at the Nursery, should they have an abundance of plants, to make arrangements to come and collect the plants instead of discarding them.

Come browse in our garden and see for yourself what we can offer!!



EXTENSION OF OXIDATION PONDS



The construction of additional oxidation ponds was one of the major projects of the Engineering Department. The aim: to upgrade/improve the quality of effluent water.

Four lined dams were constructed, which in effect triples the capacity of the old ponds and as a result provides a longer retention period and better quality water.

A further advantage of the ponds is that more water can be retained during periods of low demand and supplied again at times when the demand is high.

The old and new ponds are presently fine-tuned in order to optimize the quality and the quantity of supplied semi-purified effluent water.



The Swakopmund Prison

(another delivery in our series of Historical Buildings in Swakopmund)



The present prison building was completed in 1909, following a decision taken already in 1905 by the German Imperial Government, when it became apparent that the original premises were no longer satisfactory. In 1906 the master builder of the Hafenbauamt, Ertl, was instructed to design a building and estimate the cost.

On 6 December 1907 the firm Heinrich Bause was awarded the contract to erect the building. It was completed and commissioned in 1909 at a total estimated cost of 24 000 Mark.

This building is one of Swakopmund's prized treasures and apart from extensions to the rear, the building is still in its original form. In 1973 it was declared a National Monument and is still used today as a prison.

CONSULTING HOURS FOR BUILDING INSPECTORATE

As from 2 May 2007 the consulting hours of the Front Office at the Building Inspectorate (Building Plan Submission, Building Plan Enquiries, etc.) will be as follows:



<u>Day</u>	<u>Morning</u>	<u>Afternoon</u>
Monday to Thursday:	9:00 till 12:30	14:00 till 15:30
Fridays:	9:00 till 12:30	14:00 till 14:30



Problems with missing pets, stray dogs or other animals?

Contact our local SPCA at Tel No 404419 or, the Animal Control Officer of the Municipality at Tel No

Public Auction ~ Smallholdings

The Swakopmund Municipality is offering the under-mentioned smallholdings for sale by means of a public auction at the Swakopmund Town Hall, Tamariskia on Friday, **27 July 2007** at **09:00**.

The Municipal Council retains the right to withdraw any of the properties indicated below from the auction.

	PORTION	SIZE M ²	UPSET PRICE
1	Prt 76	120 891	110 540.00
2	Prt 77	119 150	108 948.00
3	Prt 78	119 043	108 850.00
4	Prt 88	283 011	258 779.00
5	Prt 89	231 226	211 428.00
6	Prt 90	139 373	127 440.00
7	Prt 93	131 777	120 494.00
8	Prt 94	162 677	148 748.00
9	Prt 95	230 264	210 548.00
10	Prt 96	123 476	112 904.00

	PORTION	SIZE M ²	UPSET PRICE
11	Prt 103	99 978	91 418.00
12	Prt 104	171 022	156 379.00
13	Prt 105	137 348	125 588.00
14	Prt 106	100 626	92 010.00
15	Prt 107	101 444	92 758.00
16	Prt 108	104 476	95 531.00
17	Prt 111	120 611	110 284.00
18	Prt 112	118 700	108 537.00
19	Prt 113	115 840	105 922.00
20	Prt 114	167 211	152 894.00

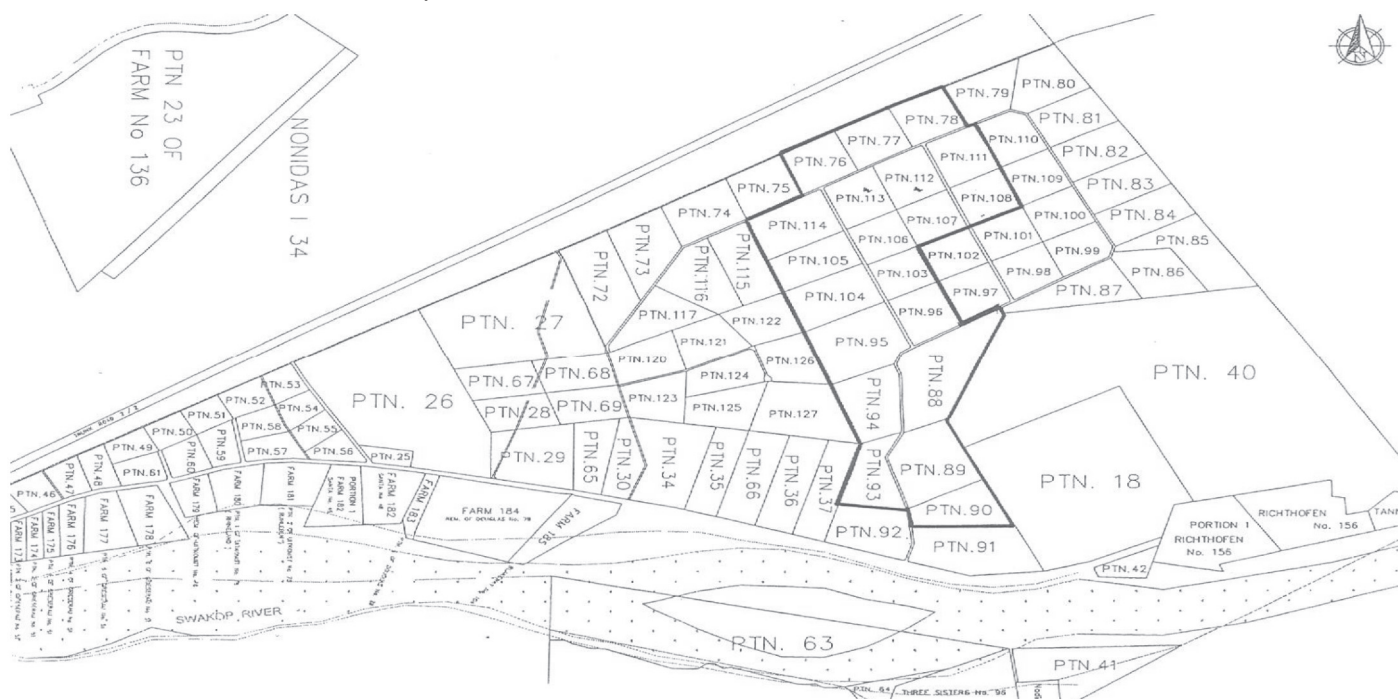
Please note that

- ⇒ only first time smallholding owners will be permitted to participate in the first round at the auction scheduled for 27 July 2007, in order to afford first time smallholding owners a fair opportunity to bid, whereafter the general public will be permitted to bid; and
- ⇒ that the first time smallholding owners may not resell the property within 5 years of purchase.

For any further information the following persons can be contacted:

Mr S Britz, Room 31, Municipal Head Office
 Ms S Bruwer Room 28, Municipal Head Office
 Ms A Jacobs Room 30, Municipal Head Office

☎ 064 - 4104219
 ☎ 064 - 4104257
 ☎ 064 - 4104236



Oops...

DOG LICENCES 2007

Due to a printing error in our March 2007 issue the prices listed for the sterilization of mans best friend was printed in correctly.

Listed below are the correct prices ~ we apologize for any inconvenience this might have caused.

1st Dog (sterilized with proof of sterilization) N\$16-00

1st Dog (government pensioner with proof) N\$16-00

1st Dog (not sterilized or without proof of sterilization) N\$50-00

2nd Sterilized dog on the same premises N\$50-00

For the purpose of keeping MORE than 2 dogs per erf, the following is applicable: (A maximum of 4 dogs per erf is allowed)

3rd Dog on same premises N\$150-00

4th Dog on same premises N\$250-00



From the desk of the Editor



Dear Reader

Firstly a big Thank You to everyone that has sent contributions or assisted with ideas on how we can make the Lightbeams more interesting. With all the ideas and the contributions that we received, eight pages hardly seem enough! Future issues will include regulars like "Tenders Awarded", "Readers Corner" and "General Statistics e.g. highest temperature recorded.

We are also planning a few exciting projects in upcoming issues as well as on our website (for those of you who don't know we are on the web ~ our address is www.swkmun.com.na). Based on this we hereby extend an invitation to you all to get your camera's out because the search is on for the **BEST REPRESENTATIVE PHOTO OF SWAKOPMUND!** So what are you waiting for - pack your cooler box, grab a hat, sunscreen and your camera and start snapping!

Listed below for your ease of reference are our contact details:

The Editor
Swakopmund Lightbeams
Po Box 53
Swakopmund

Hand Deliveries
Municipality of Swakopmund
Room 34, 1st Floor
Main Municipal Building

Regards Annie